

## Key Findings

**62%** of respondents seeking an associates or bachelors, **42%** seeking a certificate, apprenticeship, or training job, and **67%** seeking skills or renewing a license/permit or a job for self-

employment. **72%** of respondents reported a positive impact on their employment.

**72%** of respondents at one job are employed in their field of study, compared to **41%** of part-time respondents who are employed in multiple jobs.

**61%** of respondents making less than \$30/hour are seeking new or additional employment opportunities compared to **38%** of those making \$30/hour or more.

**77%** of respondents who transferred stated they met their goal, compared to **46%** of skills builders.

**32%** of respondents who are not employed in their field of study are seeking employment in their field of study.


Among respondents who completed a program, **89%** of completers, **66%** of transfers, and **70%** of non-completers are employed at one full-time job.

**35%** of respondents who reported their employment is close or very close to their field of study or related to their primary educational goal, compared to **61%** who indicated their employment is not related to their primary educational goal.

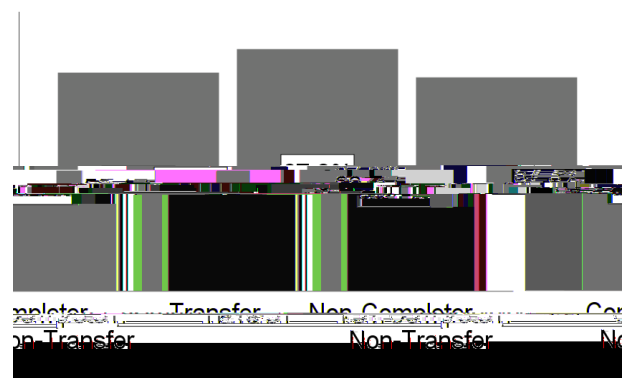
Percent of employed respondents who report their employment is close or very close to their field of study




Percent of respondents who report working for pay




Percent of respondents who report employment close or very close to field of study by completion status





Downloaded from [https://www.industrydocuments.ucsf.edu/docs/000000](#)  
employment cle-  
field of study by employment status.



Report of respondents who are currently  
earning \$20/hour or more by  
area of study and employment



### Reported Current Hourly Wage



For questions about this report visit [https://www.industrydocuments.ucsf.edu/docs/000000](#) or email at [etno@centerforaia.org](mailto:etno@centerforaia.org)