

2008 IVC Student Survey




1. Your sex:

Response

3. Your ethnicity:

Response

5. How many hours each week on an average do you work outside the home?

		Response Percent	Response Count
None		32.6%	212
1-10		15.7%	102
11-20			












7. The primary language spoken in your home is:

**Response
Percent**




9. Which of the following would make it easier for you to get to the college?

[Redacted area]






10. Additional bus service is needed for: (select one or more)

		Response Percent	Response Count
Brawley		13.2%	86
Calipatria		3.7%	24
Calexico		22.2%	144
El Centro		16.3%	106
Heber		5.4%	35
Holtville		4.8%	31
Niland		3.2%	21
Seeley		5.2%	34
Westmorland		3.7%	24
Winterhaven		1.7%	11
Do not know		53.1%	345
		answered question	650
		skipped question	1


11. What is your travel distance from your residence to main campus, one way?

		Response Percent	Response Count
0-15 miles		71.2%	463
16-30 miles		24.8%	161
More than 30 miles		4.0%	26
		answered question	650
		skipped question	1






12. Which location is MOST convenient for you to take classes? (Select top two choices)

		Response Percent	Response Count
Brawley Campus		16.0%	104
Calexico Campus		29.1%	189
El Centro Campus		30.8%	200
Main Campus		68.3%	444
Online		14.8%	96
answered question			650
skipped question			1

13. Please select ALL the sources that you have used to get information about IVC.



		Response Percent	Response Count
Counselors		79.8%	519
High School Outreach			

17. How often are you able to get the courses you need on the days or hours that work for you?

		Response Percent	Response Count
Always		14.5%	94
Nearly Always		24.3%	158
Usually		45.7%	297
Seldom		13.7%	89
Never		1.8%	12
answered question			650
skipped question			1

18. If you are unable to get the courses you need on the days or hours that work for you,

19. Below is a list of educational goals at IVC. Please select the goal that applies to you.

		Response Percent	Response Count
Obtain a BA/BS after completing an AA/AS Degree		58.0%	377
Obtain a BA/BS without completing an AA/AS Degree		9.2%	60





20. Number of units currently enrolled in at IVC?

		Response Percent	Response Count
0.5-6.0		13.5%	88
6.5-11.5		29.8%	194
12-18		47.1%	306
18.5 and above		9.5%	62
answered question			650
skipped question			1

21. Number of units COMPLETED at IVC with a grade of "C" or higher?

		Response Percent	Response Count
0		4.9%	32
1-10		14.5%	94
11-20		16.3%	106
21-30		12.5%	81
31-40		11.1%	72
41-50		9.8%	64
51-60		10.8%	70
Above 60		20.2%	131
answered question			650
skipped question			1

22. How many hours do you typically read/study each week for a class that meets 3 hours weekly?

		Response Percent	Response Count
None		6.8%	44
1-2 hours			






24. Do you plan to leave the Imperial Valley area once you complete your education at IVC?

		Response Percent	Response Count
Yes		44.2%	287
No		26.3%	171
Not sure		29.5%	192
answered question			650
skipped question			1






25. IVC has a clear and published mission that identifies its educational goals.

		Response Percent	Response Count
Strongly Agree		16.5%	107
Agree		56.8%	369
Undecided		20.5%	133
Disagree		5.2%	34
Strongly Disagree		1.1%	7
answered question			650
skipped question			1

26. My education at IVC has contributed to my ability to succeed in my educational and career goals by improving my communication skills (reading, writing, speaking).

		Response Percent	Response Count
Strongly Agree		25.5%	166
Agree		58.2%	378
Undecided		11.8%	77
Disagree		3.7%	24
Strongly Disagree		0.8%	5
answered question			650
skipped question			1

27. My education at IVC has contributed to my ability to succeed in my educational and career goals by improving my critical thinking skills (analyze, compute, research, solve problems).

		Response Percent	Response Count
Strongly Agree		22.6%	147
Agree		60.2%	391
Undecided		13.4%	87
Disagree		2.9%	19
Strongly Disagree		0.9%	6
answered question			650
skipped question			1

28. My education at IVC has contributed to my ability to succeed in my educational and

30. IVC offers a variety of general educational courses to meet my needs and interests.



		Response Percent	Response Count
Strongly Agree		19.8%	129
Agree		54.2%	352
Undecided		14.2%	92
Disagree		9.1%	59
Strongly Disagree		2.8%	18
answered question			650
skipped question			1

31. The classes I have taken at IVC have helped me achieve my educational and/or career goals.

		Response Percent	Response Count
Strongly Agree		24.5%	159
Agree		56.5%	367
Undecided		13.7%	89
Disagree		4.0%	26
Strongly Disagree		1.4%	9
answered question			650
skipped question			1








34. My instructors are highly skilled and come to classes well prepared.

		Response Percent	Response Count
Strongly Agree		32.2%	209
Agree			



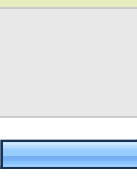
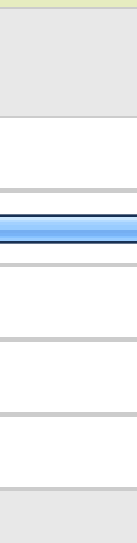



38. Classrooms meet my educational needs and are well maintained.

		Response Percent	Response Count
Strongly Agree		24.5%	159
Agree		58.3%	379
Undecided		10.6%	69
Disagree		5.2%	34
Strongly Disagree		1.4%	9

40. Comments about classes

	Response Count
	304
answered question	304
skipped question	347

41. IVC has appropriate services/resources available to assist me in meeting my educational and career goals.

		Response Percent	Response Count
Strongly Agree		20.2%	131
Agree		63.1%	410
Undecided		11.7%	76
Disagree		4.3%	28
Strongly Disagree		0.8%	5
	answered question		650
	skipped question		1

42. Please rate the following services: How knowledgeable is the staff?

	Excellent	Above Average	Average	Below Average	Extremely Poor	N/A	Rating Average	Response Count
Library	36.0% (234)	28.8% (187)	25.8% (168)	1.8% (12)	0.8% (5)	6.8% (44)	4.04	

Transfer Center	19.1% (124)	21.4% (139)	19.1% (124)	3.4% (22)	1.7% (11)	35.4% (230)	3.82	6
Veteran's Affairs	12.9% (84)	12.9% (84)	17.2% (112)	2.0% (13)	1.2% (8)	53.7% (349)	3.74	6
Student Affairs	18.3% (119)	17.8% (116)	21.8% (142)	2.3% (15)	2.5% (16)	37.2% (242)	3.75	6
Parking Services	17.1% (111)	16.8% (109)	29.5% (192)	12.3% (80)	13.2% (86)	11.1% (72)	3.14	6
Health Service	17.5% (114)	15.5% (101)	22.6% (147)	3.8% (25)	4.6% (30)	35.8% (233)	3.59	6
Campus Security	18.9% (123)	18.6% (121)	29.7% (193)	7.5% (49)	8.2% (53)	17.1% (111)	3.39	6



Transfer Center	20.5% (133)	28.9% (188)	12.6% (82)	2.2% (14)	0.9% (6)	34.9% (227)	4.01
Veteran's Affairs	14.6% (95)	20.0% (130)	12.2% (79)	1.2% (8)	1.1% (7)	50.9% (331)	3.93
Student Affairs	19.5% (127)	25.8% (168)	12.2% (79)	1.4% (9)	2.2% (14)	38.9% (253)	3.97
Parking Services	18.8% (122)	33.1% (215)	17.8% (116)	8.5% (55)	9.7% (63)	12.2% (79)	3.49
Health Services							

44. Please rate the following services: Was the wait time for service appropriate?


	Strongly Agree	Agree	Undecided	Disagree	Strongly Disagree	Rating Average	Response Count
Library	35.2% (229)	46.9% (305)	13.7% (89)	2.3% (15)	1.8% (12)	1.89	650
Tutoring	22.8% (148)	39.4% (256)	24.9% (162)	2.5% (16)	10.5% (68)	2.38	650
Reading/Writing Lab	25.2% (164)	40.9% (266)	21.1% (137)	2.6% (17)	10.2% (66)	2.32	650
Language Lab	22.2% (144)	36.9% (240)	24.6% (160)	2.2% (14)	14.2% (92)	2.49	650
Computer Lab (for example, Math)							

Transfer Center	20.0% (130)	32.3% (210)	28.6% (186)	2.5% (16)	16.6% (108)	2.63	650
Veteran's Affairs	16.6% (108)	24.9% (162)	32.8% (213)	2.3% (15)	23.4% (152)	2.91	650
Student Affairs	19.2% (125)	31.1% (202)	29.7% (193)	2.8% (18)	17.2% (112)	2.68	650
Parking Services	17.2% (112)	39.1% (254)	20.2% (131)	11.8% (77)	11.7% (76)	2.62	650
Health Services	19.4% (126)	30.6% (199)	29.2% (190)	2.8% (18)	18.0% (117)	2.69	650
Childcare	18.0% (117)	26.3% (171)	30.6% (199)	2.8% (18)	22.3% (145)	2.85	650
Bookstore	23.7% (154)	43.5% (283)	16.8% (109)	9.2% (60)	6.8% (44)	2.32	650
Cafeteria	29.4% (191)	46.2% (300)	14.9% (97)	4.2% (27)	5.4% (35)	2.10	650
answered question							650
skipped question							1

45. Please rate the following services: Is the location satisfactory?







	Strongly Agree	Agree	Undecided	Disagree	Strongly Disagree	N/A	Rating Average	Response Count
Library	36.6% (238)	51.7% (336)	5.4% (35)	1.8% (12)	1.1% (7)	3.4% (22)	4.25	100
Tutoring	29.5% (192)	43.1% (280)	10.6% (69)	2.3% (15)	0.9% (6)	13.5% (88)	4.13	100
Reading/Writing Lab	29.7% (193)	45.5% (296)	10.2% (66)	2.8% (18)	0.9% (6)	10.9% (71)	4.13	100
Language Lab	27.4% (178)	41.1% (267)	11.8% (77)	2.5% (16)	0.9% (6)	16.3% (106)	4.09	100
Computer Lab (for example. Math Lab, Business Lab, Nursing Lab)	28.6% (186)	42.6% (277)	11.2% (73)	3.7% (24)	1.7% (11)	12.2% (79)	4.06	100
Extended Campus	29.2% (190)	42.0% (273)	11.1% (72)	2.2% (14)	1.7% (11)	13.8% (90)	4.10	100
Distance Education/Online Course Support	24.2% (157)	35.2% (229)	15.5% (101)	0.8% (5)	0.8% (5)	23.5% (153)	4.06	100

Transfer Center	24.9% (162)	37.7% (245)	14.3% (93)	1.5% (10)	0.5% (3)	21.1% (137)	4.08
Veteran's Affairs	19.7% (128)	30.8% (200)	16.2% (105)	0.8% (5)	0.6% (4)	32.0% (208)	4.00
Student Affairs	24.6% (160)	35.5% (231)	14.2% (92)	1.5% (10)	0.9% (6)	23.2% (151)	4.06
Parking Services	27.2% (177)	42.6% (277)	12.2% (79)	5.1% (33)	4.5% (29)	8.5% (55)	3.91
Health Services	24.9% (162)	34.9% (227)	14.3% (93)	2.5% (16)	1.5% (10)	21.8% (142)	4.01
Campus Security	25.5% (166)	38.9% (253)	14.8% (96)	4.0% (26)	2.3% (15)	14.5% (94)	3.95
Childcare	24.6% (160)	35.1% (228)	14.0% (91)	1.1% (7)	0.8% (5)	24.5% (159)	4.08
Bookstore	35.1% (228)	48.6% (316)	8.5% (55)	1.7% (11)	1.5% (10)	4.6% (30)	4.20
Cafeteria	36.6% (238)	46.9% (305)	7.8% (51)	1.8% (12)	1.8% (12)	4.9%	









Transfer Center	20.3% (132)	34.0% (221)	31.1% (202)	2.0% (13)	12.6% (82)	3.47	650
Veteran's Affairs	15.4% (100)	25.7% (167)	38.6% (251)	2.2% (14)	18.2% (118)	3.18	650
Student Affairs	17.5% (114)	31.4% (204)	35.2% (229)	3.2% (21)	12.6% (82)	3.38	650
Parking Services	15.7% (102)	37.5% (244)	26.3% (171)	9.8% (64)	10.6% (69)	3.38	650
Health Services	16.8% (109)	32.6% (212)	33.1% (215)	4.3% (28)	13.2% (86)	3.35	650
						3	650







47. What hours are convenient for you to use these services? Select all that apply.

		Response Percent	Response Count
8 a.m.-10 a.m.		42.9%	279
10 a.m.-12 noon		57.2%	372
12 noon-2 p.m.		49.7%	323
2 p.m.-4 p.m.		35.1%	228
4 p.m.-6 p.m.		31.5%	205
6 p.m.-8 p.m.		25.8%	168
		answered question	650
		skipped question	1







48. The Library book collection and data base services are adequate.

		Response Percent	Response Count
Strongly Agree		26.5%	172
Agree		48.2%	313
Undecided		10.0%	65
Disagree		6.0%	39
Strongly Disagree		2.0%	13
Do not know		7.4%	48
		answered question	650
		skipped question	1






49. IVC should add a requirement for work experience, field experience, or a service project to all majors and certificates.

		Response Percent	Response Count
Strongly Agree		24.8%	161
Agree		32.6%	212
Undecided		17.2%	112
Disagree		10.6%	69
Strongly Disagree		6.8%	44
Do not know		8.0%	52
answered question			650
skipped question			1



50. IVC should offer an exchange program with a college in another country for students.

		Response Percent	Response Count
Strongly Agree		40.5%	263
Agree		35.4%	230
Undecided		12.8%	83
Disagree		2.8%	18
Strongly Disagree		2.8%	18
Do not know		5.8%	38
answered question			650
skipped question			1


51. The buildings, roads, and lawns at IVC are well maintained.

		Response Percent	Response Count
Strongly Agree		25.7%	167
Agree		53.8%	350
Undecided		10.9%	71
Disagree		8.2%	53
Strongly Disagree		1.4%	9
answered question			650

53. Do you feel safe walking around campus?

		Response Percent	Response Count
Yes		95.1%	618
No		4.9%	32
answered question			650
skipped question			1






54. Do you feel safe walking in the parking lot?

		Response Percent	Response Count
Yes			






56. I have attended student activities organized at IVC.

[Redacted area]




58. QUESTIONS THAT WILL HELP IVC DETERMINE IF WE SHOULD CONTINUE WINTER SESSION What was your reason for enrolling for winter session? (Check all that apply.)

		Response Percent	Response Count
Requirements for graduation, transfer, major, certificate		59.1%	384
To repeat a class because of failing grade		17.2%	112
Career advancement		35.5%	231
Self Interest			154
I have never attended winter session			137
	answered question		650
	skipped question		1




59. In regards to winter session, what is your opinion about taking classes 5 days a week for 5 weeks?

		Response Percent	Response Count
Works for me		43.4%	281
Too many days per week		26.1%	169
Too fast paced for the information being presented		12.2%	79
Conflicts with other life responsibilities (work)		14.4%	93
Doesn't matter			

60. If you currently participate in winter session, how many units are you able to take?

		Response Percent	Response Count
0.5-3.0		41.4%	252
3.5-6.0		46.1%	281
6.5-9.0		12.5%	76
answered question			609
skipped question			42

61. If you currently participate in summer session, how many units are you able to take?

		Response Percent	Response Count
0.5-3.0		35.3%	214
3.5-6.0		47.0%	285
6.5-9.0		17.8%	108
answered question			607
skipped question			44

62. What is your opinion about scheduling a winter session?

		Response Percent	Response Count
Winter session should be continued.		84.6%	550
Winter session should be discontinued.		3.8%	25
Winter session should be discontinued, but replaced with two summer sessions.		1.2%	8
I don't know.		10.3%	67
answered question			650
skipped question			1