

Comprehensive Program R

W

Note: The most recent comp.
2005 when the programs wer
Program Review for Speech

A. PAST: Review of Pr 2008-09, 2009-10.

List the objectives da

1. Implement distance e
2. Add, create and imple
3. Add more full-time te
4. Offer "Spanish for the
(Administration of Ju
5. Offer more compositi-
6. Offer distance educati
7. Work toward a six-dai
8. Continue to encourag
9. Increase community a
10. Encourage IVC studen
11. Utilize alumni success
12. Implement an Online
13. Create placement tests

NOTE: We are unable to loc
the DSP&S department, and f
reorganization of July 1, 2010
program goals.

Appendix A.

AMERICAN SIGN LANGUAGE PROGRAM SLO's

SL

DEVELOPMENTAL
O. L T D

ISLO 1

ISLO 1, ISLO 2

ISLO 1

ISLO 1, ISLO 2

AM

AM
AM
spe
AM

(AM

AM

	Exc An
AMSL 204 (ASL 5)	Nar nar
	Dis fict
	Ide for
AMSL 210 (Interpreting I)	CO
AMSL 212 (Interpreting II)	CO
AMSL 110 (Deaf Culture)	Ide and
	Dis cult
(AMSL 110)	Des imp con
AMSL 112 (Interpreting As A Profession)	Com inte
	App give acti
	Ana dyn

American Sign Language:

The ASL program, while behind in so
ASL 1 were developed with the input

among all of the sections. Students
The process of C
the program. The
SLO process has


Other SLO asses
some students dis
lessons.

To date, none of
instructors belie

FRENCH PROGRAM SLO's

COURSE	SLO
French 100	Stu anc exp
French 110	Stu abc cor
French 201	Stu dir

Fre
Fre




French 110:

French 201:

C
S
C
C

because the direction
interest because it is
ability in both giving

For some reason, all
Centro, which made
directions and there



SPANISH PROGRAM SLO's

Span 110

Span 110

Span 113

Span 110

Span 210

Span 210

ISLO1

Essay rubric

Spa

Spa

Spa

Spa

Spa

The last assessment cycle completed for Spanish classes was for the spring 2010 semester.

Spa

At t
cou
28%
fina
skill

Spa

We
At t
cou
9%
we l
our

Span
Stude
able
A and
our st
writi

Span
At th
Latin
and o
onlin
false
21%
gram
comm

Span
This s
can be
resear
facult
teachi
studen
did pe
aspec
comm

Span
This s
and by
such t

a rubric and ample time (3 v
successfully research and ar
an A, 34% passed it with a R
element in higher education
The instructor will add more

**4.0 Analyze the data prese
anomalies, and conclusion
Explain the ways that the
(changes to curriculum, in**

4.1 Implement dista

Most of the fa
course manage
Span 110, Spa

4.2 Fast-track Span

One of the obj
implement an
Time and Adj
originated the
Dominguez ar
had to put the
and her positio
limited. Toda

4.3 Add more full-t

Due to recur

**4.4 Offer "Spanish
(Administration**

Objective met
2006. We off
third semester

4.5 Offer more com

4.

4.

4.

4.

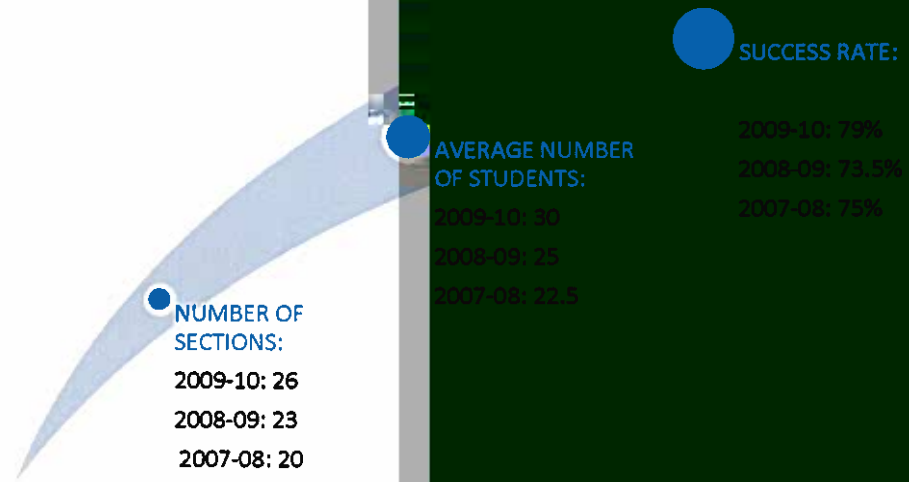
4.

4.

4.

4.

Notes on enrollment:
AMERICAN SIGN LANGUAGE

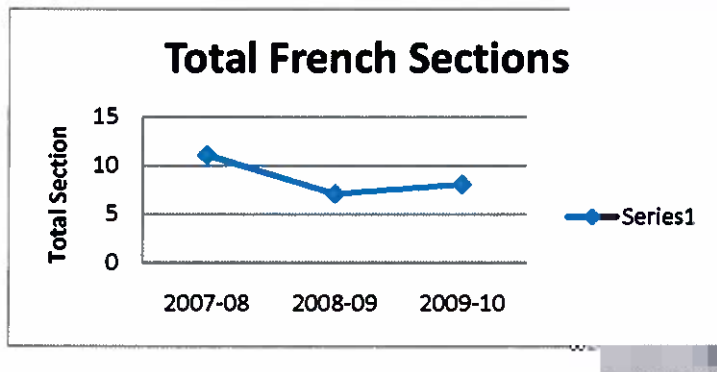
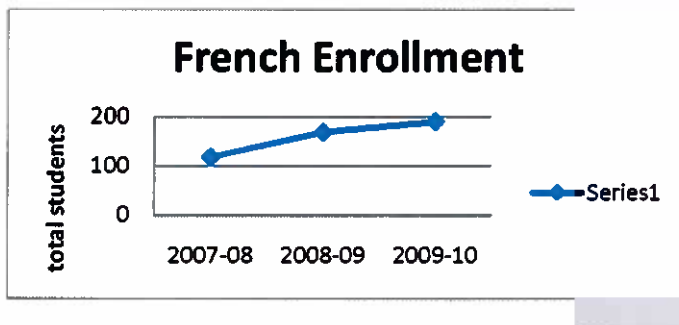


The ASL
2010 th
the eco
trend t
drama
program

The suc
data ne
coordin

FRENCH


An analysis of data for French courses. In French there are three sections. French 110 shows an enrollment of 120 in 201, enrollment figures for French 211 was not available in French can be related to enrollment in 2007) in order to compare enrollment has been steadily growing



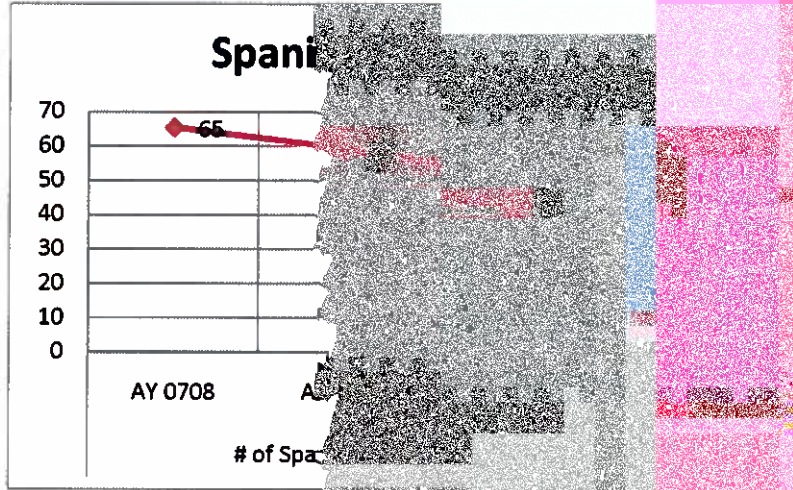
The d
in fall
spring
rate, f
Stude
studer
studer
receiv
class s

SPANISH


P



Graph 2



Graph 3



B. PRESENT: Snapshot of t**1. Give a verbal description
current student enrollment,**

As part of the recent re
World Languages and
Humanities Department
composed of three dep

The World Languages
Language, Arabic, Fre
Division and during th
French, Spanish for He
Full Time Tenure Trac
At this juncture, we on
Communication of Art
Communication that w
students pursuing their

Currently the World L
manner: 12 American
Communication. In to
faculty member from t

This is the first semeste
Spanish and Speech cla

American Sign Language

The ASL program is cu
that the current full tim
implemented for the fe
development and asses

	Students	Section	Fill-rate
ARAB 100	34	1	136%

French:

There are 111 students taking French 100 is 99% (3 sections) the number of sections trend toward increased Intermediate French, the current enrollment of 1 language requirement for French 211 indicates student interest within our student population.

French 100	99%
French 110	92%
French 211	56%


Spanish:

There are 724 students taking our

It is worth
might need
with Hum

**2. Verba
marke
in 2-3**

The
hav
Co
Sp
dec
do
lay
res
dev



3. List

Our prog
students
until all o
have a or
students
room tha
Debate c
Language

The Ame
many bas
permaner

The extre
instructo
to consid
hiring and

One of th
full time
certain le

Another p
qualified
national c

In French
started in
often con
their lives
French is
knowledge
world lea

C. FUTURE

- 1. Identifi**
colleg
plann
is to be

Objective

- Arabic:**
- 1. Create**

Al	
1.	
2.	
3.	
4.	
5.	
6.	
7.	
Fr	
1.	
2.	
3.	
4.	
5.	

in French 100 by 10%

6. Reinforce web enhar
additional on-line ac
of French, including
implementing of dist

7. Create course outcor

Spanish

1. Revise all courses in

2. Implement a study al

3. Add a new Full time

4. Increase overall succ
10%

5. Develop Beginning Sp
Speakers.

**2. Identify how studen
implementation and**
The World Language
We maintain a close
Currently, most of the
SLO's developed. W
don't have a SLO suc
after each Cycle Asse

ESTE**LO BJE IV**

Spring 2011	Assess identified SLOs for AM
Spring 2011	Process data from AM
Spring 2011	Develop SLOs for AM
Spring 2011	Develop SLOs, review
Fall 2011	Review CORs for AM Develop SLOs for AM
Fall 2011	Assess identified SLOs
Spring 2012	Assess identified SLOs Assess SLO for AM
Spring 2012	Assess final SLO for AM
Fall 2012	Assess final SLOs for AM and determine pro

**Arab 100:
SE****O O JE**

Fall 2010	
Spring 2011	Create SLO's for Arab 100
Fall 2011	Collect data on SLO 1
Spring 2012	Assess SLO 1 from previous se

Fall 2012
Spring 2013


French:

SEMESTER
Fall 2010
Spring 2011
Fall 2011
Spring 2012
Fall 2012
Spring 2013

This block contains a large, dark, textured area that appears to be a scan of a document or a heavily obscured image. It is positioned on the right side of the page, overlapping the right edge of the table. The texture is grainy and dark, with some faint, illegible text visible in the lower portion. The text in this area is partially obscured by the texture and is difficult to read, but some words like 'Assess data' and 'Collect data' are faintly visible in a light blue color.

Spanish:

SEMESTER	SLO O J
Fall 2010	Asse Colle
Spring 20	Asse Colle
Fall 2011	Asse Colle
Spring 20	Asse Colle
Fall 2012	Asse Colle
Spring 20	Asse Colle




4. I
t
v

Con			
AM			
16			
AM			
16			
AM			
16			
AM			
17			
AM			
17			
AM			
20			
AM			
20			
AM			
20			
AM			
21			
To			

Cour			
AMS 100			
AMS 102			
AMS 104			
AMS 110			
AMS 112			
AMS 200			
AMS 202			
AMS 204			
AMS 212			
Tota			


Course		
	2007	200
AMSL 100	74%	75%
AMSL 102	77%	84%
AMSL 104		
AMSL110		50%
AMSL 112		
AMSL 200	75%	67%
AMSL 202	67%	
AMSL 204		70%
AMSL 212	71%	
Avg.	73%	69%



AMSL	200920	Spr.	2009	A
AMSL	201010	Fall	2009	A
AMSL	201020	Spr.	2010	F
AMSL	200920	Spr.	2009	A
AMSL	201010	Fall	2009	A
AMSL	200910	Fall	2008	A
AMSL	200820	Spr.	2008	F
AMSL	201020	Spr.	2010	F
AMSL	200810	Fall	2007	A
AMSL	200820	Spr.	2008	A
AMSL	200910	Fall	2008	A
AMSL	200920	Spr.	2009	F
AMSL	201010	Fall	2009	F
AMSL	201020	Spr.	2010	A
AMSL	200810	Fall	2007	A
AMSL	200820	Spr.	2008	A



AMSL	2009
AMSL	2010
AMSL	2009
AMSL	2008


Course	200
AMSL 100	24
AMSL 102	4.7
AMSL 104	
AMSL 110	
AMSL 112	
AMSL 200	1.7
AMSL 202	0.9
AMSL 204	



AMSL 212	0.7
Total	32.3

Course	2007
AMSL 100	1.67
AMSL 102	0.33
AMSL 104	
AMSL 110	
AMSL 112	
AMSL 200	0.20
AMSL 202	0.20
AMSL 204	
AMSL 212	0.20
Total	2.60





Co

AR

1

To

Co

AR

16


To

Co

AR

10

Ar



Handwritten text in the top right corner, possibly a date or a reference number.

Handwritten text in the bottom right corner, possibly a signature or a date.

C
A
T

C
A
T

C
A
T

C
A
T

FRENCH PROGRAM

**Program Review - French
Enrollment Count at Ce**

Course	Fall				Spring				2007	2008
	2007	2008	2009	Total	2008	2009	2010	Total		
FREN 100	59	83	56	198	30	58	84	172		
FREN 110			21	21	15	26	15	56		
FREN 200	11		12	23						
FREN 210	0			0						
FREN 220	0			0						
FREN 230	0			0						
FREN 232	1			1						
Total	71	83	89	243	45	84	99	228		

**French Program
Number of Sections**

Course	Fall				Spring				2007	2008
	2007	2008	2009	Total	2008	2009	2010	Total		
FREN 100	3	3	2	8	1	3	3	7		

FREN 110			1	1	2	
FREN 200	1		1	2		
FREN 210	1			1		
FREN 220	1			1		
FREN 230	1			1		
FREN 232	1			1		

Average						
Course	Fall			Total	2008	2009
	2007	2008	2009			
FREN 100	20	28	28	25	30	1
FREN 110			21	21	8	2
FREN 200	12		12	12		
Avg	18	28	22	22	15	2

[Redacted]

Co

FR
1

FR
1

FR
2

FR
2

Av

[Redacted]

Co


FR
1


FR
1

FR
2

FR
2

Av





FRE

Cour

FRE
10

FRE
11

FRE
20

FRE
23

Tot

Cour

FRE
100


FRE
110

FRE
200



Course	Fall				2008
	2007	2008	2009	Total	
SPAN 100	4	4	4	12	4
SPAN 110	2	2	3	7	4
SPAN 113		1		1	2
SPAN 116					1
SPAN 200	2	2	1	5	3
SPAN 220	12	13	12	37	10
SPAN 221	2	2	2	6	2
SPAN 222	2	2	1	5	2
SPAN 223	1	1	1	3	1
SPAN 225					1
SPAN 262	1	1	1	3	1
Total	26	28	25	79	31

Course
SPAN 100
SPAN 110
SPAN 113
SPAN 116
SPAN 200
SPAN 220
SPAN 221
SPAN 222
SPAN 223
SPAN 225
SPAN 262
Avg.



Cou

SP/ 10

SP/ 11

SP/ 11

SP/ 11

SP/ 20

SP/ 22

SP/ 22


SP/ 22

SP/ 22

SP/ 26

Av

Program
SPAN
SPAN
SPAN
SPAN
SPAN
SPAN
SPAN
SPAN
SPAN
SPAN
SPAN
SPAN
SPAN
SPAN
SPAN
SPAN
SPAN



SPAN	200910	Fall
SPAN	200920	Spr.
SPAN	200930	Sum.
SPAN	201010	Fall
SPAN	201020	Spr.
SPAN	200820	Spr.
SPAN	200910	Fall
SPAN	200920	Spr.
SPAN	200820	Spr.
SPAN	200810	Fall
SPAN	200815	Win.
SPAN	200820	Spr.
SPAN	200830	Sum.
SPAN	200910	Fall
SPAN	200920	Spr.
SPAN	201010	Fall

SPAN	201020	Spr.	2
SPAN	200730	Sum.	2
SPAN	200810	Fall	2
SPAN	200815	Win.	2
SPAN	200820	Spr.	2
SPAN	200830	Sum.	2
SPAN	200910	Fall	2
SPAN	200915	Win.	2
SPAN	200920	Spr.	2
SPAN	200930	Sum.	2
SPAN	201010	Fall	2
SPAN	201020	Spr.	2
SPAN	200810	Fall	2
SPAN	200820	Spr.	2
SPAN	200910	Fall	2
SPAN	200920	Spr.	2

SP/ 22

SP/ 22

SP/ 22

SP/ 22

SP/ 22

SP/ 26

Tot

Cou

SP/ 10

SP/ 11

SP/ 11

SP/ 20

SP/ 22

SPAN 221	0.67	0.67	0.67	2.00	0.67
SPAN 222	0.40	0.40	0.20	1.00	0.40
SPAN 223	0.27	0.27	0.27	0.80	0.27
SPAN 225					0.00
SPAN 262	0.20	0.20	0.20	0.60	0.20
Total	8.53	8.70	8.00	25.23	9.54

Course	Fall				2009
	2007	2008	2009	Total	
SPAN 100	9.8	12.8	12.2	11.5	11.5
SPAN 110	13.3	9.5	9.6	10.6	10.6
SPAN 113		7.7		7.7	5.0
SPAN 200	11.8	14.4	15.9	13.6	8.0
SPAN 220	13.9	12.1	14.7	13.5	12.0
SPAN 221	10.8	11.8	14.1	12.2	11.0

SPAN 222	7.8	10.9	15.5	10.6	6.2	11.4
SPAN 223	9.6	8.2	12.3	10.1	2.7	
SPAN 225					13.0	10.9
SPAN 262	23.8	22.3	10.9	19.0	14.5	19.2
Total	12.4	12.1	13.5	12.7	10.1	12.9

